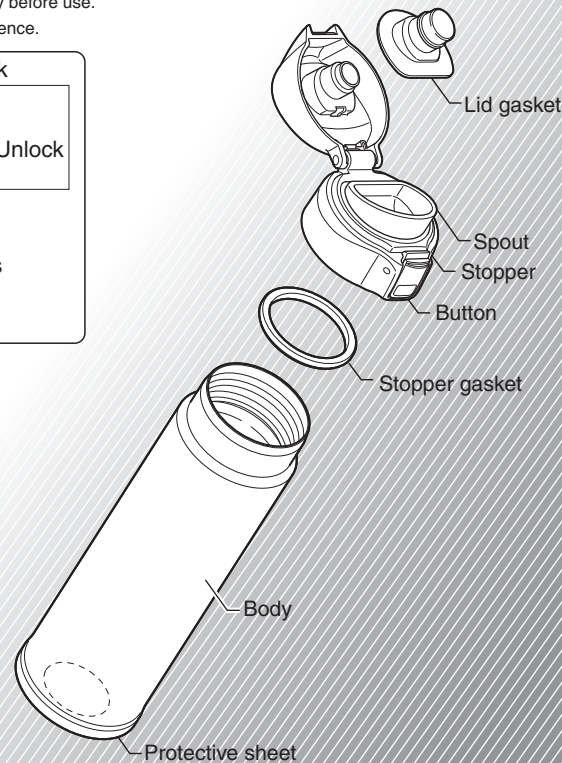
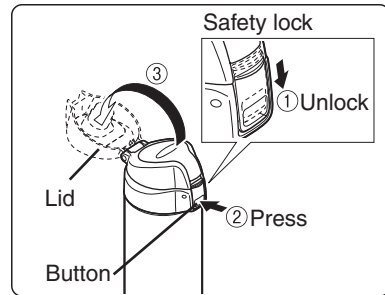


Stainless Steel Mug

Instructions

Thank you for purchasing a "TIGER" Stainless Steel Mug.
Please read the instructions completely before use.
Keep these instructions for future reference.



Safety Precautions

Important!

Keep out of reach of children.

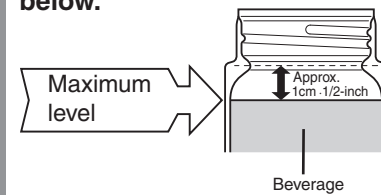
Do not put dry ice or carbonated beverages in the product.

Do not store milk, dairy products, or certain fruit juices in the product.

Do not place the product near stoves, open flames, or other sources of extreme heat.

Do not heat the product in a microwave oven.

Do not fill the product above the maximum level shown below.



Be sure to set the stopper in proper position.

Consume beverage within the day to prevent from spoiling.

Drink slowly when the product contains hot beverage.

Noncompliance to this instruction may result in scald or injury.

Do not open the lid when it is tilted or near face.

Do not use the product for any purposes other than keeping beverages warm or cold and drinking.

Do not knock over, drop or expose the product to excessive shocks.

Do not disassemble or attempt to repair the product by yourself.

Be sure to clean the product immediately, especially for sports drinks.

Do not store soups or beverages containing salt in the product.

Do not neglect the product in the bag.

Do not use chlorine-based bleaches or cleaner when cleaning the product.

Do not remove the protective sheet on the underside of the product.

Do not attempt to add beverage when the stopper is still attached on the product. Be sure to remove the stopper before adding the beverage.

Be sure to wipe off remaining beverage on the spout.

Keep the product upright position all the time.

Tips

To keep your beverage warm or cool longer, pour hot (or cold) water into the product and let it sit for one or two minutes to allow the inside of the product to heat (or cool).

The product rattles when shaken.

This is caused by a metal sheet moving inside the product and it doesn't affect the performance of the product. The metal sheet is used for boosting the performance of heat retention.

How to Clean

- ◆ Clean after every use.
- ◆ Use mild kitchen detergent.
- ◆ Use a sponge or soft cloth.
- ◆ Be sure to clean the stopper and gaskets after every use.

Caution

- Be sure to wipe off with dry cloth.
- Do not use dish washer, dryer or scalding.

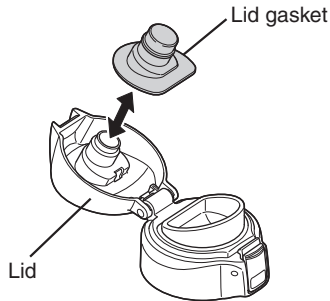
Attaching and Removing the gasket

When removing the gasket, refer to the illustrations.

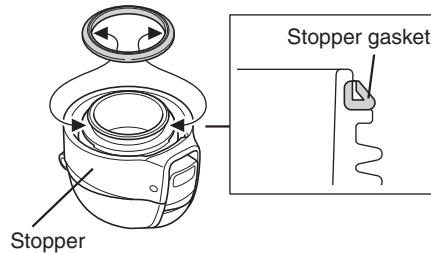
Caution

Be sure to set the gaskets in proper position.

Lid gasket



Stopper gasket



MMP-S

Replacing and Purchasing Consumable Parts

The stopper and gaskets are consumable parts. Check once a year for damage/deterioration. If heavily stained or loose, replace them. For replacement parts, contact customer service.

Before contact Tiger Customer Service

The utmost measures have been taken to ensure the quality of this product. Should the product be defective, however, contact Tiger Customer Service and provide the following information.

1. Product name
2. Model Number
3. Description of trouble
(As detailed as possible)
4. Purchase date

Feel free to send any questions or comments about this product.

※ For the purpose of performance improvement, designs, specifications and parts shown in this publication are subject to change without notice.

Specifications

Capacity	Heat retention	Cold retention
0.2 liters / 6.8 oz	Greater than 81°C • 178°F (1hour)	Less than 10°C • 50°F (6hours)
	Greater than 56°C • 133°F (6hours)	
0.3 liters / 10.1 oz	Greater than 84°C • 183°F (1hour)	Less than 9°C • 48°F (6hours)
	Greater than 63°C • 145°F (6hours)	

※ Heat retention has been calculated under the condition of adding hot water at 95°C ± 1°C • 203°F ± 2°F and leaving it in a room temperature of 20°C ± 2°C • 68°F ± 4°F for 1hour or 6hours.

※ Cold retention has been calculated under the condition of adding cold water at 4°C ± 1°C • 39°F ± 2°F and leaving it in a room temperature of 20°C ± 2°C • 68°F ± 4°F for 6hours.

※ Capacity is actual volume that water can be stored into the product when the stopper is closed.



TIGER CORPORATION

Head Office: 3-1 Hayamicho, Kadoma City, Osaka 571-8571, Japan
URL : <http://www.tiger.jp/global.html>

TIGER HANBAI (H.K.) CO.,LTD.

Rm. 1006B, 10/FI., Join-in Hang Sing Centre, 71 - 75 Container Port Road,
Kwai Chung, N.T.
Tel: (852) 2418-0912 Fax: (852) 2418-0911

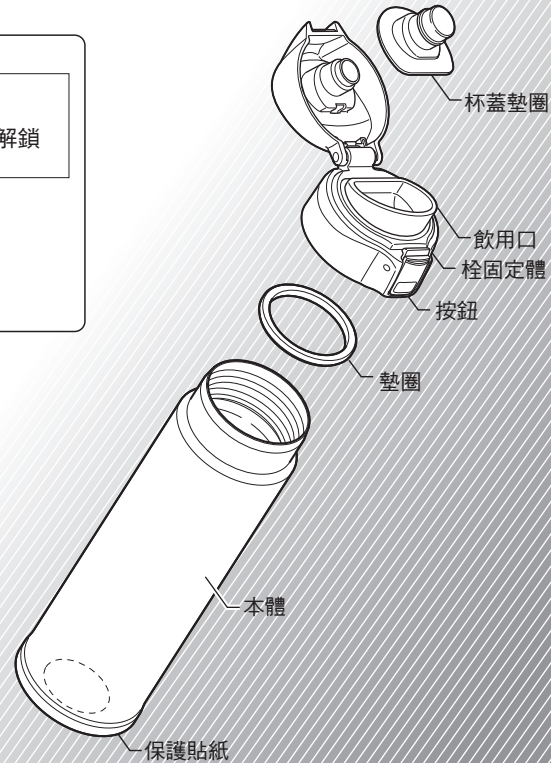
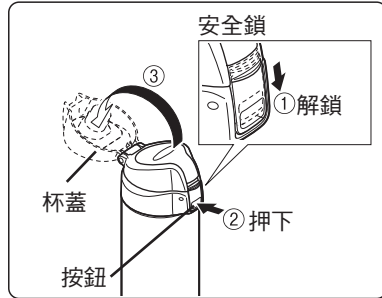
JAPAN TIGER CORPORATION OF U.S.A.

2730 Monterey Street, Suite 105 Torrance, CA 90503
Tel: (310) 787-1985 Fax: (310) 787-1986
URL: <http://www.japantigercorp.com/>

不銹鋼超輕量保溫保冷杯

使用說明書

感謝您購買本公司產品。請在使用前，務必詳讀使用說明書，以便正確使用並請妥善保管。



安全注意事項

為避免造成受傷或灼傷，請務必遵守以下內容。

請勿置放於幼兒易拿取的地方。

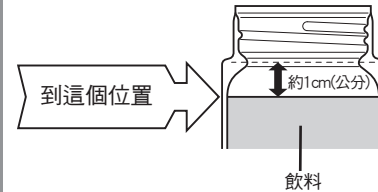
請勿裝入乾冰・碳酸飲料等。

請勿裝入牛乳・乳製飲料・果汁等。

請勿置放於瓦斯火爐及暖爐等有火氣的附近。

請勿使用微波爐加熱。

飲料量限裝入至圖示的位置。



請確認杯蓋是否確實蓋緊。

為避免飲料腐敗，請於當日內飲用完畢。

放入熱飲時，請小心飲用。

為避免造成受傷或燙傷，請務必遵照使用說明書記載的方式使用。

請勿在傾斜的狀態下或接近臉部的狀態下打開杯蓋。

請勿使用於保溫・保冷飲料以外之用途。

請勿翻倒、摔落地面或撞擊等給予強烈的衝擊。(可能造成保溫或保冷效能失效)

請勿自行拆卸或修理。

若裝入運動飲料，飲用完畢後請盡速清洗。

請勿裝入味增湯或濃湯等含有鹽分的湯汁。

請勿長時間放置在包包或袋子中。並且請勿橫放，避免上蓋未鎖緊或故障時飲料流出。

請勿使用鹽素系漂白劑。

切勿撕下本體外側底部黏貼的保護貼紙。(可能造成保溫或保冷效能失效)

請勿在安裝好中栓的狀態下放入飲料。

請將殘留在杯口上的飲料擦拭乾淨。

本體請勿橫放。

使用方法

若想提升保溫(保冷)效果，可先裝入少量的熱水(冰水)後，置放1~2分鐘預熱(預冷)。

甩動本體時會聽見「咖沙咖沙」聲。

這是為了提升保溫(保冷)效力而裝在本體內部中的金屬箔部份摩擦所產生的聲音，不影響其性能，並非異常。

清潔保養的方法

- ◆ 使用後，請務必於當日內清洗。
- ◆ 清潔劑請使用廚房用合成清潔劑(餐盤用、調理器具用)。
- ◆ 請使用海綿·布等柔軟的清洗用具。
- ◆ 為避免殘留異味，請經常清洗。

請注意

- 本體清洗完畢後，請使用乾布擦拭。
- 請勿放入餐盤清洗機或烘碗機中清潔烘烤，請勿放入熱水中燒煮。

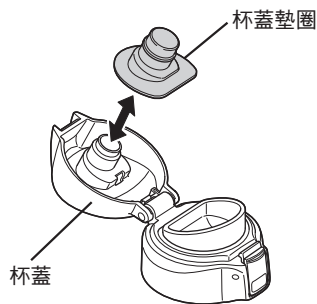
墊圈拆卸方法·安裝方法

請參照以下圖解拆卸墊圈。

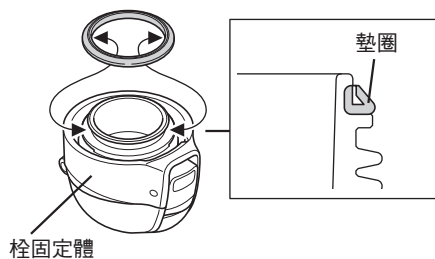
請注意

請確認安裝墊圈的方向，確實嵌入到裏面。
內容物可能會漏出。

杯蓋墊圈



墊圈



MMP-S

消耗品更換·洽購

栓固定體·墊圈為消耗品。請以一年為基準做確認。

欲購買零件，請洽詢至原購買處或客戶服務中心。

產品諮詢相關

我們對於品質上的管理非常嚴謹，萬一產品上有出現瑕疵時，請洽詢原購買處或虎牌客戶服務中心並提供以下信息。

1. 產品名稱
2. 型號
3. 產品狀況 (請詳細描述)
4. 購買日

對於產品上有任何問題，歡迎洽詢。

※為了提升功能品質，本書所記載的設計、規格及零件將有可能會不預期的變更。

規格

實際容量	保溫效力	保冷效力
0.2ℓ	81度以上(1小時)	10度以下(6小時)
	56度以上(6小時)	
0.3ℓ	84度以上(1小時)	9度以下(6小時)
	63度以上(6小時)	

※ 保溫效力為以室溫在 20 度 ± 2 度的條件之下，裝滿熱水並直放的狀態，從水溫在 95 度 ± 1 度起算置放 1 小時及 6 小時的水中溫度。

※ 保冷效力為以室溫在 20 度 ± 2 度的條件之下，裝滿冰水並直放的狀態，從水溫在 4 度 ± 1 度起算置放 6 小時的水中溫度。

※ 實際容量為蓋上產品附屬的杯蓋時，實際裝下的容量。



TIGER CORPORATION

Head Office: 3-1 Hayamicho, Kadoma City, Osaka 571-8571, Japan
網址: <http://www.tiger-corporation.tw>

虎記股份有限公司

台南總公司：台南市 702 新樂路 63 號

TEL:06-265-5899 FAX:06-264-7707

台北分公司：台北市 100 中正區紹興北街 3 號 2 樓

TEL:02-2397-1179 FAX:02-2397-5737

台中分公司：台中市 402 南區忠明南路 705 號

TEL:04-2375-4627 FAX:04-2375-4502

日本虎牌服務專櫃：請洽全國各大百貨公司虎牌專櫃或

台南總公司，台北分公司，台中分公司

免費服務專線：0800-888-572